

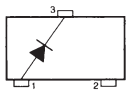
Switching Diodes

Part No.	Ord.No.	Manufact.	I _{max} [A]	U _{max} [V]	t _{rr} [ns]	Housing
S 1 N 4148	14088		0,1	75	4	DO-35
S 1 N 4448	14098		0,1	75	4	DO-35
S BAS 16	19977		0,215	75	6	SOT-23 (A6)
S BAV 21 AMMO	13593	DIOTEC	0,25	200	50	DO-35
S BAV 70	19978		0,25	70	6	SOT-23 (A4)
S BAV 99 INF	19979		0,25	70	6	SOT-23 (A7)
S BAW 56	20420		0,25	70	6	SOT-23 (A1)
S LL4148	20172	DIOTEC	0,2A	75V	4	MINIMELF
S LL 4448	28100	DIOTEC	0,2	75	4	MINIMELF
S TS 4148-0805	47849		0,3	100	4	0805
S TS 4148-1206	47850		0,3	100	4	1206

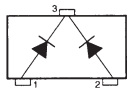
t_{rr} = reverse recovery time

Housing dimensions can be found in the back of the catalogue. The housing SOT - 23, the expression in parentheses (A6 ...) stands for marking on housing.

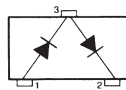
BAS 16,19,21



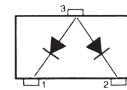
BAV 70, BAS 45



BAV 99



BAW 56



Rectifier Diodes

Part No.	Ord.No.	Manufacturer	I _{max} [A]	U _{max} [V]	Housing
S 1 N 4002	14090		1	100	DO41
S 1 N 4007	14095		1	1000	DO41
S 1 N 5402	14104	DIOTEC	3	200	DO201
S 1 N 5408	14109	DIOTEC	3	1000	DO201
S GL 1 M	48832	DIOTEC	1	1000	MINIMELF
S P 1000 M	55060	DIOTEC	10	1000	P600
S P 600 D	14052	DIOTEC	6	200	P600
S P 600 K	14055	DIOTEC	6	800	P600
S P 600 M	32790	DIOTEC	6	1000	P600
S S 1 B	45857	DIOTEC	1	100	DO214AC
S S 1 M	45858	DIOTEC	1	1000	DO214AC
S S 2 B	45860	DIOTEC	2	100	DO214 AA
S S 2 M	45859	DIOTEC	2	1000	DO214 AA
S S 3 M	45872	DIOTEC	3	1000	DO214 AB
S SM 4002	23944	DIOTEC	1	100	MELF
S SM 4007	23949	DIOTEC	1	1000	MELF
S SM 5408	55156	DIOTEC	3	1000	DO213 AB
S BY 500-800V	14019	DIOTEC	5	800	Ø 5.4 x 7.5 [mm]
O 40 HF 20 DO5	9119		40	200	DO5
O 40 HFR 20	9120		40	200	DO5

Fast Rectifier Diodes

Part No.	Ord.No.	Manufact.	I _{max} [A]	U _{max} [V]	t _{rr} [ns]	Housing
S BA 157	13585		1	400	300	DO-41
S BA 159	13585	DIOTEC	1	400	300	DO-41
S BY 228	14005		3	1500	20000	SOD-64
S BY 299	14014		2	800	500	DO-201
S BY 329-1200	24184		8	1200	135	TO220AC
S BY 399	19362	DIOTEC	3	800	500	DO-201
S BYV 27-200	14021		2	200	25	SOD-57
S BYV 28-200	14023		3,5	200	30	SOD-64
S BYV 32 E-200	24192		2x10	200	25	TO-220
S BYV 79 E-200	24201		14	200	30	DO-220AB
S BYW 29-200	14030		8	200	35	DO-220AB
S BYW 80-200	27176		8	200	35	DO-220AB
S FUF 5407	6967		3	200	75	DO201AD
S STTH 6002 CW	63119		2x30	200	22	TO247
S UF 4007	4058	DIOTEC	1	1000	75	DO-41
S UF 5408	42613	DIOTEC	3	1000	75	DO-201

Housing dimensions can be found in the back of the catalogue.

DO201



DO214AA



DO214AC



DO220AB



DO34



DO35



DO41



DO5



MELF
D2,5xL5 mm



MINIMELF



P600
D8xL7,5mm



SOD-64



SOT23



TO220



TO220AC

