



DC/DC Converters AC/DC Power Supplies

**TRACO
POWER**[®]




Product Portfolio 2013

www.tracopower.com



TES-1 Series



TRA-3 Series



TMR-6 Series

SMD DC/DC Converters 1 – 15 Watt

<ul style="list-style-type: none"> MSL level 2a or better Suitable for reflow solder process and vapour soldering Resists washing processes Tube or tape & reel package 	TES-1	TES-1V	NEW TMR-1SM	TES-2H	TES-2N	TES-2M	TDR-2SM TDR-2WISM	TDR-3SM TDR-3WISM	THL-3WISM	THL-6WISM	TON-15SM TON-15WISM
	Output power	1	1	1	2	2	2	2	3	3	6
Output regulated (r), unregulated (u)	u	u	r	u	r	u	r	r	r	r	r
Input voltage range	±10 %	±10 %	2:1	±10 %	2:1	±10 %	2:1 ; 4:1	2:1 ; 4:1	4:1	4:1	2:1 ; 4:1
Input voltage over series [VDC]	5,12,24	5,12,24	4.5 – 75	5,12,24	4.5-75	5,12,24	4.5–75	4.5 – 75	9 – 75	9 – 75	9 – 75
Single output voltages [VDC]	3.3 ~15	3.3 ~15	5 ~15	3.3 ~12	3.3 ~15	5 ~15	5 ~15	5 ~15	3.3 ~ 24	3.3 ~ 24	3.3 ~15
Dual output voltages [VDC]	5 ~15	5 ~15	12/15	5 ~15	5 ~15	12/15	12/15	12/15	5 ~15	5 ~15	
I/O-isolation voltage [VDC]	1500	3000	1500	1500	1500	4 kVAC ¹	1500	1500	1500	1500	2250
Operating temperature range [°C]	-40 – +85	-40 – +85	-40 – +85	-40 – +85	-40 – +85	-40 – +71	-40 – +85	-40 – +85	-40 – +75	-40 – +75	-40 – +85
No minimum load required			•				•	•			•
Remote On/Off input			•				•	•	•	•	•
Adjustable output voltage											
Input filter for EN55022 class A					•	•			•	•	•
IT approval IEC/EN/UL 60950-1					•	•	•	•	•	•	•
Package (L x W x H) [mm]	137 x 80 x 7.0 *dual output: 163	163 x 80 x 8.0	189 x 13.7 x 8.7	163 x 9.3 x 8.9	240 x 13.7 x 8.3	240 x 13.7 x 9.3	189 x 12.8 x 8.7 epoxy over molded	189 x 12.8 x 8.7 epoxy over molded	240 x 13.7 x 8.3	220 x 203 x 10.2	open frame 280 x 239 x 8.3


¹ 4000 VAC I/O isolation reinforced, rated for 300 VAC working voltage

SIP DC/DC Converters 1 – 6 Watt

<ul style="list-style-type: none"> Operating temperature range -40 to +85 °C 	TMA TME	TMV TMV-EN	NEW TMV-HI	TRA-1	TRV-1	NEW TMR-1	TMH	TMR-2E	TMR-2 TMR-2WI	TMR-3E TMR-3WIE	NEW TRA-3	TMR-3(HI) TMR-3WI	NEW TMR-6 TMR-6WI
	Output power [W]	1	1	1	1	1	1	2	2	2	3	3	3
Output regulated (r), unregulated (u)	u	u	u	load	load	r	u	r	r	r	load	r	r
Input voltage range	±10 %	±10 %	±10 %	±10 %	±10 %	2:1	±10 %	2:1	2:1 ; 4:1	2:1 ; 4:1	±10 %	2:1 ; 4:1	2:1 ; 4:1
Input voltage over series [VDC]	3.3 ~ 24	5,12,24	5 ~ 24	5,12,24	5,12,24	4.5-75	5,12,24	4.5 – 75	4.5 – 75	4.5 – 75	5,12,24	4.5 – 75	4.5 – 75
Single output voltages [VDC]	3.3 ~15	5 ~15	5 ~15	5 ~15	5 ~15	5 ~24	5 ~15	3.3 ~12	3.3 ~15	3.3 ~15	5 ~15	3.3 ~15	3.3 ~15
Dual output voltages [VDC]	5 ~15	5 ~15	5 ~15	5 ~15		12,15	5 ~15		5 ~15	5 ~15		5~15	5 ~15
I/O-isolation voltage [VDC]	1000	3000 ²	5200 ³	1000	3000	1500	1000	1000	1500	1500	1000	1500	1500
No minimum load required						•			•	•		•	•
Remote On/Off input								•	•	•		•	•
IT approval to IEC/EN/UL 60950-1		- ; •		•	•				• ; -	• ; -	•	•	•
Package (L x W x H) [mm]	TME 11.5 x 6.1 x 10.2 TMA 19.5 x 6.1 x 10.2	TMV 19.5 x 6.1 x 10.2 TMV-EN 22 x 7.5 x 12.5	18.5 x 7.1 x 10.2	19.5 x 6.1 x 10.2	19.5 x 6.1 x 10.2	Ultra compact 17 x 7.6 x 11	19.5 x 7.5 x 10.2	21.8 x 9.3 x 11.2 cost optimized	TMR-2 21.8 x 9.2 x 11.1 TMR-2WI 26.0 x 9.3 x 12.5	21.8 x 9.3 x 11.2	19.5 x 7.6 x 10.2	21.8 x 9.2 x 11.1	Ultra compact 21.8 x 9.1 x 11.2

² TMV-EN: 3000 VAC I/O isolation reinforced, rated for 300 VAC working voltage

³ Dedicated for IGBT applications



TDR-3 Series



THN-15 Series



TEN-20WIR Series

DIP DC/DC Converters 2–10 Watt

<ul style="list-style-type: none"> Fully regulated output voltages I/O-isolation voltage 1500 VDC IT approval to IEC/EN/UL 60950-1 Operating temperature range -40 to +85°C 	TEL-2	TDR-2 TDR-2WI	NEW TEM-3N	TEL-3	TEN-3 TEN-3WI	TDR-3 TDR-3WI	THL-3WI	TEL-5	TEN-5 TEN-5WI	TEN-6N TEN-6WIN (-HI)	TEN-8 TEN-8WI	THL-10WI
	Output power [W]	2	2	3	3	3	3	3	5	5	6	8
Input voltage range	2:1	2:1 ; 4:1	±10 %	2:1	2:1 ; 4:1	2:1 ; 4:1	4:1	2:1	2:1 ; 4:1	2:1 ; 4:1	2:1 ; 4:1	4:1
Input voltage over series [VDC]	4.5 – 75	4.5 – 75	5,12, 24	4.5 – 75	4.5 – 75	4.5 – 75	4.5 – 75	9 – 36	4.5 – 75	9 – 75	9 – 160	9 – 75
Single output voltages [VDC]	3.3 ~15	5 ~15	5 ~15	5 ~15	3.3 ~15	5 ~15	3.3 ~ 24	3.3 ~12	3.3 ~15	3.3 ~24	3.3 ~15	3.3 ~ 24
Dual output voltages [VDC]	5 ~15	12 ~15	12 ~15	12 ~15	5 ~15	12 ~15	5 ~15	12 ~15	5 ~15	5 ~15	5 ~15	5 ~15
I/O-isolation voltage [VDC]	1500	1500	1500	1500	1500	1500	1500	1500	1500	1500 ⁴	1500	1500
No minimum load required		•	•			•				•	•	•
Remote On/Off input		•				•	•				•	•
Input filter to meet EN 55022, class A	•		•		•		•		•	•		•
Increased immunity											• ⁵	
Package (L x W x H) [mm]	DIP 16, plastic 23.8x13.7x7.6	Compact DIP 14, epoxy over molded 18.9x12.8x8.7	Cost optimized DIP 24 31.8x20.3x10.2	Cost optimized DIP 24, plastic 31.8x20.3x10.2	DIP 24, plastic 31.8x20.3x10.2	Compact DIP 14 epoxy over molded 18.9x12.8x8.7	DIP 16, plastic 23.8x13.7x7.6	Cost optimized DIP 24, plastic 31.8x20.3x10.2	DIP 24, metal 31.8x20.3x10.2	DIP 24, plastic 31.8x20.3x10.2	DIP 24, metal 31.8x20.3x10.2	1" x 1.6" x 0.4", metal optional heat-sink

⁴ Option -HI: 3000 VDC I/O-isolation

⁵ Increased EMC, thermal shock and shock & vibration immunity for railway applications (EN 50155 approval)

DC/DC Converters 12–30 Watt


<ul style="list-style-type: none"> Fully regulated output voltages I/O-isolation voltage 1500 VDC (TON-15: 2250 VDC) IT approval to IEC/EN/UL 60950-1 	THD-12 THD-12WI	THD-15N THD-15WIN	TEL-15	TON-15 TON-15WI	THN-15 THN-15WI	THL-20WI	TEN-20 TEN-20WIN	THN-20 THN-20WI	TEN-20WIR	NEW THL-25 THL-25WI	TEN-25WI
	Output power [W]	12	15	15	15	15	20	20	20	20	25
Input voltage range	2:1 ; 4:1	2:1 ; 4:1	2:1	2:1 ; 4:1	2:1 ; 4:1	4:1	2:1 ; 4:1	2:1 ; 4:1	4:1	2:1 ; 4:1	4:1
Input voltage over series [VDC]	9 – 75	9 – 75	9 – 75	9 – 75	9 – 75	9 – 75	9 – 75	9 – 75	9 – 160	9 – 75	10 – 75
Single output voltages [VDC]	2.5~15	3.3~15	3.3~15	3.3~15	3.3~15	3.3~24	3.3~15	3.3~15	3.3~15	3.3~15	3.3~15
Dual output voltages [VDC]	5~15	5~15	12,15		5~15	12,15	5~15	12,15	12,15	12,15	12,15
Operating temperature [°C]	-40 – +85	-40 – +85	-40 – +71	-40 – +85	-40 – +85	-40 – +75	-40 – +85	-40 – +75	-40 – +85	-40 – +75	-40 – +85
No minimum load required	•	•		•	•	single	- ; •	•	•	•	•
Remote On/Off input	•	•		•	•	•	•	•	•	•	•
Adjustable output voltage (single)				•	•	•	- ; •	•	•	•	•
Input filter for EN55022 class A	w. cap	•		•	w. cap	w. cap	• ; cap		• ⁶	w. cap	•
Increased immunity									• ⁷		
Package (L x W x H) All shielded metal casing Optional heat-sink (not for THD and TON series)	DIP 24 32x20.3x10.2 [mm]	DIP 24 32x20.3x10.2 [mm]	Cost optimized 2" x 1" x 0.4"	open frame 28.0x23.9x8.3 [mm]	1" x 1" x 0.4"	1" x 1" x 0.4"	2" x 1" x 0.4"	1" x 1" x 0.4"	2" x 1" x 0.4"	Compact 1" x 1" x 0.4"	2" x 1.6" x 0.4"

⁶ Meets EN 55022 class B without external components

⁷ Increased EMC, thermal shock and shock & vibration immunity for railway applications (EN 50155 approval)



TEN-40WIR Series



TEP-150WI Series (with EMI class B filter)



TEQ-200WIR Series

DC/DC Converters 30–60 Watt

<ul style="list-style-type: none"> Fully regulated output voltages I/O-isolation voltage 1500 VDC IT approval to IEC/EN/UL 60950-1 	TEL-30	TEN-30	TEN-30MIN	NEW THN-30 THN-30WI	TEN-40	TEN-40WI	TEN-40N TEN-40MIN	TEN-40WIR	NEW TEN-50 TEN-50WI	TEN-60	NEW TEN-60N TEN-60MIN
	Output power [W]	30	30	30	30	40	40	40	40	50	60
Input voltage range	2:1	2:1	4:1	2:1 ; 4:1	2:1	4:1	2:1 ; 4:1	4:1	2:1 ; 4:1	2:1	2:1 ; 4:1
Input voltage over series [VDC]	18–75	9–75	9–75	9–75	9–75	9–75	9–75	9–160	9–75	18–75	9–75
Single output voltages [VDC]	2.5–15	1.5–15	1.5–15	3.3–24	3.3–12 ⁸	3.3–15	3.3–15	3.3–24	3.3–24	3.3–24 ⁸	3.3–24
Dual output voltages [VDC]		5–15	5–15	12,15	3.3–15 ⁹	12,15	12,15	12,15			12,15
Triple output voltages [VDC]			3.3–15		3.3–15						
Operating temperature [°C]	-40 – +71	-40 – +85	-40 – +75	-40 – +80	-40 – +75	-40 – +85	-40 – +75	-40 – +85	-40 – +75	-40 – +80	-40 – +80
No minimum load required		•	•	•	•	•	single	•	•	•	•
Remote On/Off input		•	•	•	•	•	•	•	•	•	•
Adjustable output voltage (single output)	•	•	•	•	• ¹⁰	• ¹⁰	•	•	•	•	•
Input filter for EN55022 class A		w. cap	w. cap		w. cap	•	w. cap		w. cap	w. cap	w. cap
Increased immunity								• ¹¹			
Package (L x W x H) All shielded metal casing Optional heat-sink	Cost optimized 2" x 1" x 0.4"	2" x 1" x 0.4"	2" x 1" x 0.4"	Highest power density 30 W in 1" x 1" x 0.4"	2" x 2" x 0.4"	2" x 2" x 0.4"	2" x 1" x 0.4"	2" x 1" x 0.4"	2" x 1" x 0.4"	2" x 2" x 0.4"	Highest power density 60 W in 2" x 1" x 0.4"

High Power DC/DC Converters up to 22 kW


<ul style="list-style-type: none"> Excellent thermal management Over temperature protection Sense line and remote On/Off input (not TCL) Adjustable output voltage Wide selection of options available 	TEP-75WI	TEP-100	TEP-150WI	TEP-160	TEP-160WIR	TEP-200WIR	NEW TEQ-100WIR TEQ-160WIR TEQ-200WIR	TCL-DC	TSC	TSC 19"
	Output power [W]	75	100	150	150–196	144–182	180–240	100–240	12–60	< 5000
Input voltage range	4:1	2:1	4:1	2:1	4:1	4:1	4:1	2:1/4:1	2:1	2:1
Input voltage over series [VDC]	9–160	9–75	9–75	16.5–75	8.5–160	8.5–160	8.5–160	9–75	10–800	40–800
Single output voltages [VDC]	5–48	3.3–48	12–48	12–48	12–48	12–48	12–48	5–24	4.5–400	4.5–800
Operating temperature range [°C]	-40 – +85	-40 – +85	-40 – +85	-40 – +75	-40 – +75	-40 – +75	-40 – +85 ¹²	-25 – +70		
Increased immunity	• ¹¹				• ¹¹	• ¹¹	• ¹¹			
Input filter to meet EN55022 class B (internal)			opt.					•		
Chassis mount incl. EN55022 class A filter	•	•	•	opt.	opt.	•	•	•		
PCB mount	•	•		•	•	opt.				
DIN-rail mount	opt.	opt.		opt.	opt.		opt.	•		
Package / Features	2.4" x 2.3" x 0.5" (PCB) optional heatsink 2.4" x 3.35" x 1.45" (Chassis)	2.4" x 2.3" x 0.5" (PCB) optional heatsink 2.4" x 3.35" x 1.45" (Chassis)	Constant current characteristics at 100% load for battery load applications. 98 x 52 x 34 mm	2.4" x 2.3" x 0.5" (PCB) optional heatsink	2.4" x 2.3" x 0.5" (PCB) optional heatsink	2.4" x 3.35" x 1.45"	High power block 102 x 89 x 100 mm with excellent thermal convection	Slim plastic casing DIN-rail mount design, chassis mount adiabatic included	DIN-rail mount, chassis mount or 19" plug in modular system for individual power solutions	19" Sub Rack modular system for individual power solutions



THN-30WI Series



THB-10 Series



TSRN-1 Series

Medical DC/DC Converters 2 – 10 Watt


Medical AC/DC power supply series:

TPP, TMT and TMM see Open Frame Power Supplies and Encapsulated Power Modules

<ul style="list-style-type: none"> • IEC/EN 60601-1 3rd edition approval • I/O isolation voltage 3000 VACrms (6000 Vpk test) • Rated for 300 VAC working voltage • IT approval to IEC/EN/UL 60950-1 • Input filter to meet EN 55022, class A (internal) 	THI-2M	NEW THI-3	THB-3	THP-3	NEW THM-3WI	THB-6	NEW THM-6WI	THB-10	NEW THM-10WI
	Output power [W]	2	3	3	3	3	6	6	10
Input voltage range	±10 %	±10 %	2:1	4:1	4:1	2:1	4:1	2:1	4:1
Input voltage over series [VDC]	5,12,24	5,12,24	4.5~75	9-160	4.5~75	9~75	4.5~75	9~75	4.5~75
Single output voltages [VDC]	5~15	5~15	5,12,24	5,12	3.3~24	5,12	3.3~24	5,12	3.3~24
Dual output voltages [VDC]	5~15	12,15	12,15	12,15	5~15	12,15	5~15	12,15	5~15
Operating temperature range [°C]	-40~+85	-40~+85	-40~+85	-40~+85	-40~+85	-40~+71	-40~+85	-40~+75	-40~+85
Means of protection 2 x (IEC 60601-1)	MOOP	MOOP	MOOP	MOOP	MOPP	MOOP	MOPP	MOOP	MOPP
Package (L x W x H) [mm] All plastic casing	DIP 16 23.8 x 13.7 x 8.6	DIP 24 31.8 x 20.3 x 10.5	DIP 24 31.8 x 20.3 x 10.2	DIP 24 31.8 x 20.3 x 10.2	DIP 24 31.8 x 20.3 x 10.2	DIP 24 31.8 x 20.3 x 10.2	DIP 24 31.8 x 20.3 x 10.2	50.8 x 25.4 x 12	DIP 24 31.8 x 20.3 x 10.2

Non-Isolated Step down DC/DC Converters 1– 30 A

<ul style="list-style-type: none"> • Highest efficiency up to 96 % • Operating temperature range -40 to 85 °C • No heatsink required • Over temperature protection 	TSR-1	NEW TSN-1	TSRN-1	TSRN-1SM	TSR-3	TOS
	Output current [A]	1	1	1	1	3
Input voltage range over series [VDC]	4.6–36	7–32	4.6–42	3–42	2.5–30	2.4–14
Output voltage [VDC]	1.2–15	-5--15	15–15 ^⑩	12–155 ^⑩	0.6–15	0.75–5.5
Output voltage fixed (f), adjustable (a)	f	f	f	a	a	a
Remote On/Off input				•	•	•
Package (L x W x H) [mm]	11.5 x 7.6 x 10.2 pin compatible to LM78xx linear regulator	11.5 x 7.6 x 16.5 pin compatible to LM 79xx linear regulator	11.5 x 7.6 x 10.2 pin compatible to LM78xx and LM 79xx linear regulator	SMD package 15.2 x 9.3 x 7.3	Open frame SIP	Open frame SMD or SIP version



TSR-3 Series

- ⑧ Sense line for single output models
- ⑨ Models with two isolated outputs (3.3 / 5.0 VDC)
- ⑩ Dual output voltages also trimable
- ⑪ Increased EMC, thermal shock and shock & vibration immunity for railway applications (EN 50155 approval)
- ⑫ 100 W up to 85 °C, 160 W up to 70 °C, 200 W up to 55 °C without forced air cooling
- ⑬ Suitable for positive or negative output circuit



TOP-100 Series



TMLM Series

Open Frame AC/DC Power Supplies 15 – 200 Watt

<ul style="list-style-type: none"> • Compact design with excellent thermal management • EMI emission to EN 55022 class B and EN 61000-3-2 • EMC immunity to EN 61000-6-1 • UL 60950-1, IEC/EN 60950-1 approvals • Universal input voltage 85-264 VAC (auto range for TOP100) 	TOP-60	TOP-100	TOP-200	TOF	NEW TPP-100 TPP-150
	Output power [W]	60	100	200	15-150
Efficiency typ. [%]	85	90	90	78	91 ¹⁶
Single output voltages [VDC]	5-48	5-48	12-48	5-24	12-48
Dual and triple output voltages [VDC]	3.3-24				
Auxillary output 12 V / 500 mA	•				
Operating temperature [°C]	-10-+70	-25-+70	-25-+70	-10-+60	-25-+80
Remote On/Off input	•				
Adjustable output voltage	•				
Safety class II prepared	•				
IEC/EN 60601-1 3rd edition approval (Medical)	2xMOPP ¹⁴				
Package (L x W)	2" x 4" with pin connector	2" x 4" with pin connector	3" x 5" with pin connector	Screw terminal block or pin connector. Optional available with metal casing	Ultra compact 2" x 3" / 2" x 4" with pin connector optional metal casing



TIW Series

With household appliance safety approval EN 60335-1

- ¹⁴ Insulation system for medical and safety critical applications
- ¹⁵ Standby power module to activate relays, solenoides capacitive loads and LED's
- ¹⁶ Highest efficiency accross full load range

Encapsulated AC/DC Power Modules 2 – 100 Watt

<ul style="list-style-type: none"> • Fully encapsulated plastic casing • EMI emission to EN 55022 class B and EN 61000-3-2 • EMC immunity to EN 61000-6-1 • UL 60950-1, IEC/EN 60950-1 approvals • Universal input voltage 85-264 VAC 	NEW TWSB-2	TIW	TMS	TMLM	TML-20 TML-40	TPPM	TMP	TMT	NEW TMM	NEW TML-100C
	Output power [W]	2 ¹⁵	4-24	6-25	4-20	20-40	4-10	7-60	10-50	24-60
Efficiency typ. [%]	70	80	78	78	80	78	80	83	85	90 ¹⁶
Single output voltages [VDC]	8-24	3.3-24	5-24	3.3-24	3.3-24	3.3-24	5-48	5-24	5-24	15-48
Dual output voltages [VDC]	3.3-14		12,15	3.3-12	5-15	12,15	12,15	12,15	12,15	
Triple output voltages [VDC]					5-15	3.3-12	5-15	3.3-12		
Operating temperature range [°C]	-30-+70	-25-+50	-25-+60	-25-+60	-25-+60	-25-+60	-25-+65	-25-+50	-40-+80	-25-+65
Ready to meet ErP directive	•									
Safety class II prepared	•									
Household appliance EN 60335-1	•									
Ind. control equipment, UL508 listed	•									
IEC/EN 60601-1 3rd edition approval (Medical)	2xMOPP ¹⁵ 2xMOPP ¹⁴									
PCB mount	•									
Chassis mount with screw terminal block	•									
DIN-rail mount			opt.		opt.		opt.	opt.	opt.	opt.
Package [mm] / Features	36.5 x 28.4 x 14.8 No current limit, constant power mode at 2W	Design for easy installation into flush boxes	Chassi mount with screw terminal Faston tabs	Ultra compact design		Ultra compact design	LED Output indicator for chassis mount version		LED Output indicator for chassis mount version	LED Output indicator



TXH Series



TPC Series

Metal enclosure AC/DC Power Supplies 15–1000 Watt

	TXM	TXL	TXH	TEX
<ul style="list-style-type: none"> • Universal Input voltage 85–264 VAC • EMI emission to EN 55022 class B and EN 61000-3-2 • Auxillary output, sense line, remote On/Off control and DC-OK signal for > 300 W models • International safety approval package 				
Output power [W]	15-600	15-1000	120-480	120
Efficiency typ. [%]	85	80	90	78
Single output voltages [VDC]	3.3~48	3.3 ~48	12~48	12,24
Dual output voltages [VDC]		5-24		
Triple output voltages [VDC]		5-24		
Operating temperature [°C]	-20+70	-10+70	-10+70	-40+85
Adjustable output voltage	•	•	•	•
Package / Features	Very compact and cost optimized design	Multi output models with isolated outputs	Open U-bracket or enclosed, very compact design	All weather proof enclosure ¹⁹

¹⁹ TEX Series:
Sealed, rugged die-cast aluminium casing.
Dust- and water resistant to IP67 & NEMA 4X.
Easy connection via waterproof plugs.
UL 508 listed.
Class I, zone 2 approval incl. ATEX certification for hazardous locations (Class I, Div. 2).


External Function Modules	
1	Active current share module for parallel and redundant operation, including DC-OK signal
2	Decoupling module for redundant operation
3	24 VDC battery packs
4	Battery controller module for to configurate professional DC-backup systems (DC-UPS)
5	Buffer module to bridge voltage dips and power black-outs up to 4 sec. without batteries
6	Universal battery controller module, 24/48 VDC step up from 12 VDC standby battery

DIN-Rail AC/DC Power Supplies 15– 960 Watt

	TBL	TBL-BC	TCL	NEW TPC	TSPC	TSPC-240UPS	TSP	TIS	NEW TFP	TSP-WR	TSP-3P
AC input voltage range [VAC]	85–264 univers.	85–264 univers.	85–264 univers.	85–264 univers.	85–132/187–264	85–132/187–264	85–264 univers.	85–264 univers.	85–264 univers.	wide 100–500	3 AC 320–500
Output power [W]	15–150	60	24–240	30–120	50–480	240	72–600	50–600	250–750 ¹⁷	180–600	240–960 ¹⁸
Efficiency typ. [%]	80	80	88	87	90	90	87	90	93	88	92
Single output voltages [VDC]	5,12,24	24	5~48	5~48	24	24	12,24,48	12–72	24,48	24	24
Operating temperature range [°C]	-25–+70	-25–+70	-10+70	-25–+70	-25–+70	-25–+70	-25–+70	-25–+70	-40–+70	-25–+70	-25–+70
Ready to meet ErP directive				•					•		
Remote On/Off (built in)				•			•	opt.	•	•	
Current share function (built in)			(•)					opt.	opt. ¹⁸		
DC-OK signal (built in)		•	•	•	•	•	•	opt.	•	•	•
Battery control function (built in)		•						opt.	opt.		
External function modules			2, 5	1, 5	2, 5, 6	3	1 – 6	3	3, 4	1 – 6	5
Atex certificat in for HazLoc					•		opt.		•	opt.	•
Wall mount bracket	•	•	•	•	opt.	opt.	opt.	opt.	opt.	opt.	opt.
Package / Features	Low profile plastic casing fits into flat control panel	Low profile plastic casing fits into flat control panel	Slim plastic casing, detachable screw terminal or spring clamps	Compact robust plastic casing	Cost optimized design in rugged, compact metal casing for harsh environment	Integrated uninterruptible power supply	Rugged compact metal casing for harsh industrial environment	Low profile metal casing	Low profile, robust metal casing. Extended functional features	Ultra wide input voltage 100 to 500 VAC for worldwide operation (single or two phase)	Low cost-weight-size alternative to 3-phase transformers

¹⁷ Boost power up to 200 % of nominal power

¹⁸ Optional current share module with CAN-bus or LAN interface



TRACO ELECTRONIC AG – dedicated to design and produce state-of-art AC/DC and DC/DC power conversion products of high industrial quality.

Our mission is to provide customers for their specific application an optimal power supply solution in terms of performance, quality and cost.

Our commitment to quality is supported by a 3 Year Product Warranty for all products.

TRACOPOWER is the registered trademark under which we are marketing our products worldwide.

**TRACO
POWER[®]**

TRACO ELECTRONIC AG

1, Jenatschstrasse • P.O. Box
CH-8027 Zurich • Switzerland
Tel. +4143 3114511 • Fax +4143 3114545
www.tracopower.com • info@traco.ch

www.tracopower.com